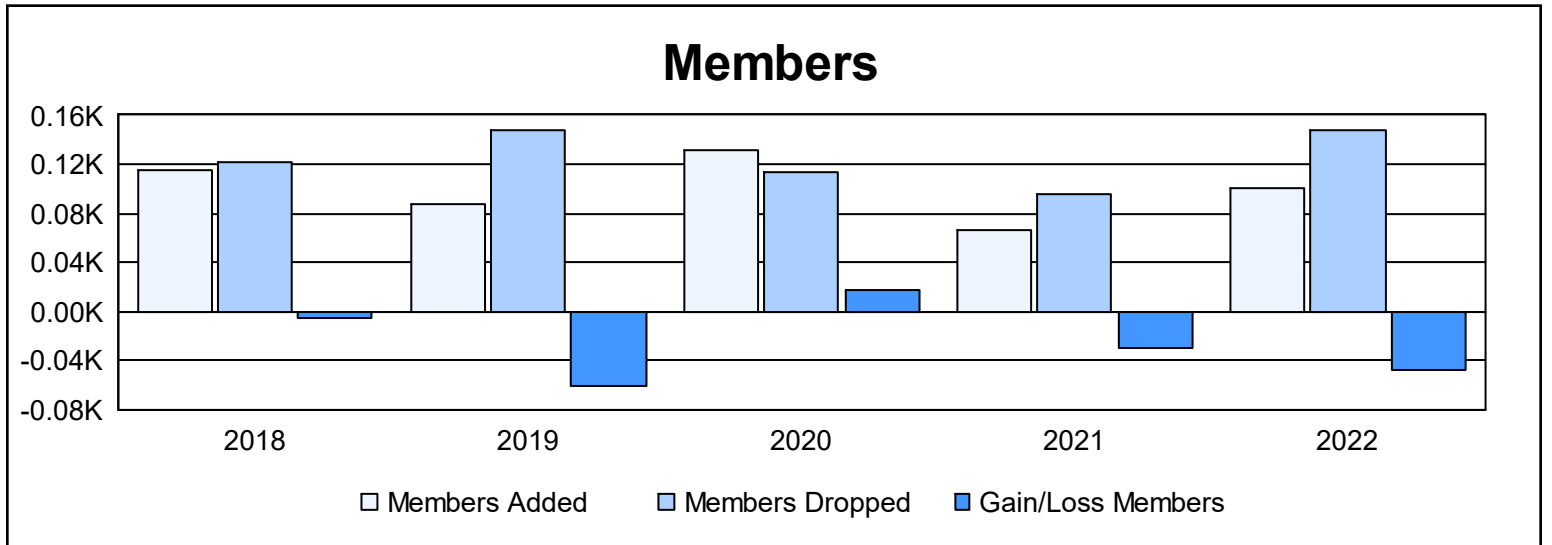
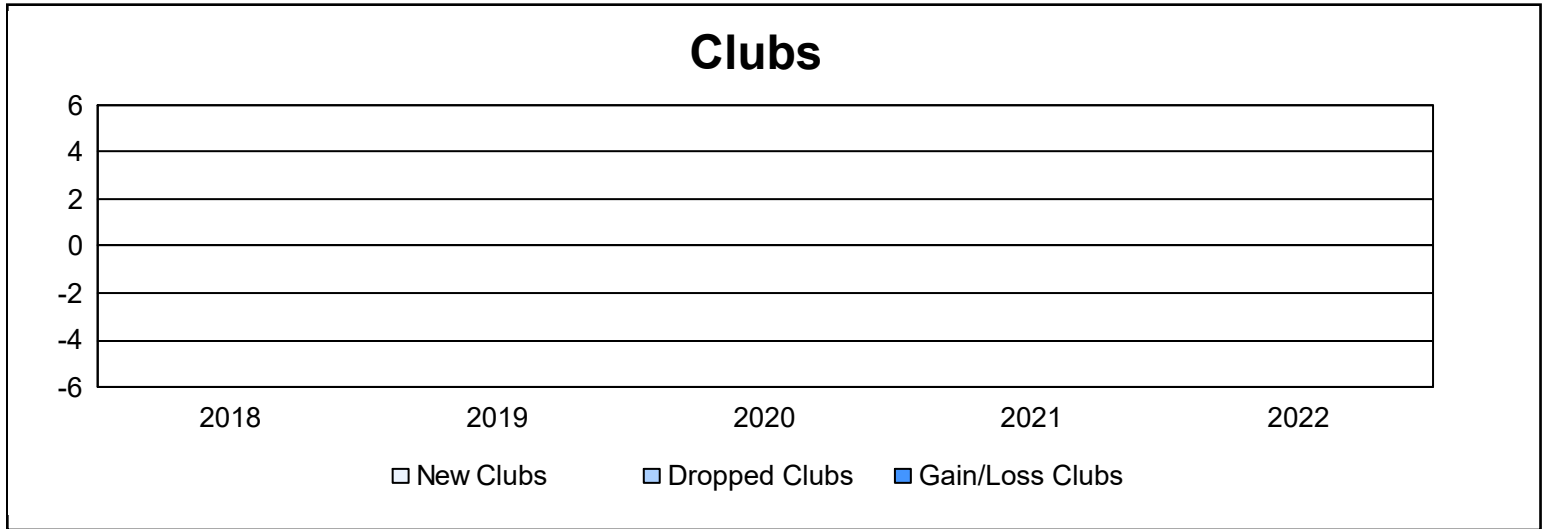
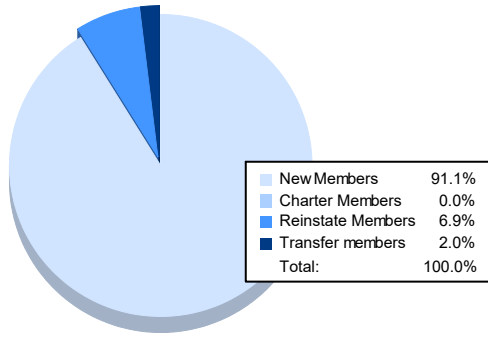


Year	New Clubs	Dropped Clubs	Gain/ Loss Clubs	New Members	Charter Members	Reinstate Members	Transfer Members	Total Member Added	Total Members Dropped	Gain/ Loss Members
2017-2018	0	0	0	110	0	1	4	115	121	-6
2018-2019	0	0	0	80	0	2	5	87	148	-61
2019-2020	0	0	0	125	0	1	5	131	114	17
2020-2021	0	0	0	55	0	5	6	66	96	-30
2021-2022	0	0	0	92	0	7	2	101	148	-47
<b>Average</b>	<b>0</b>	<b>0</b>	<b>0</b>	<b>92</b>	<b>0</b>	<b>3</b>	<b>4</b>	<b>100</b>	<b>125</b>	<b>-25</b>



### Membership Composition June 2022 Cumulative



### Gender Composition June 2022 Cumulative

